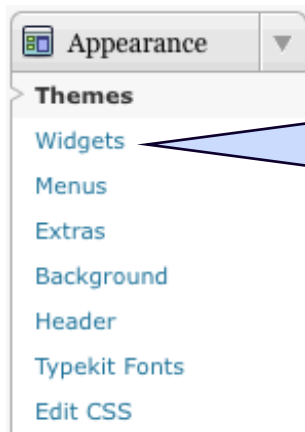


Lesson Six

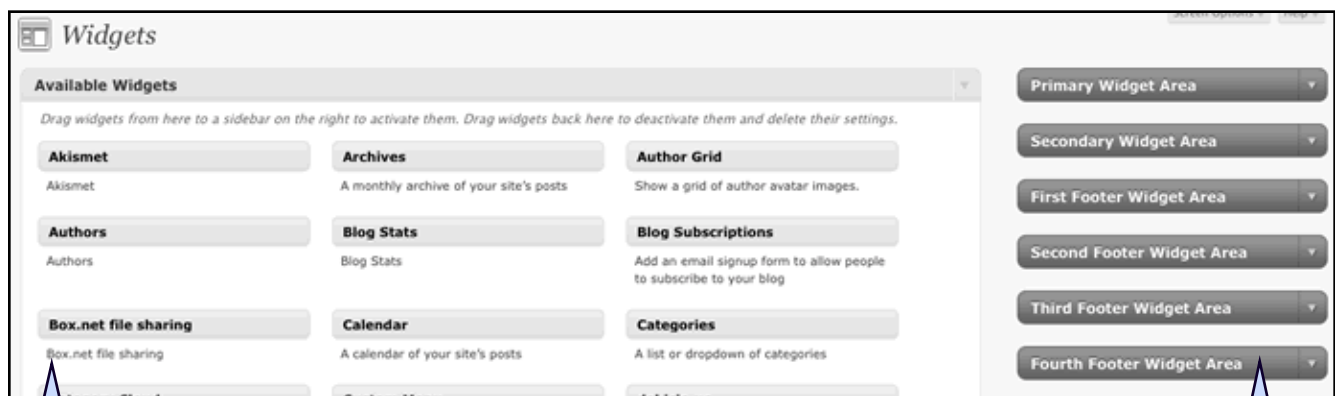
~ Widgets ~



Also in the appearance menu is a submenu for "widgets". The widget area of your theme is where you can place widgets that add functionality to your blog.

Widgets are designed to provide a simple way to arrange the various elements of your sidebar and footer content without having to change any code.

Click on Widgets and you will see the following page:



On the left side of the page you will see a list of your available widgets.

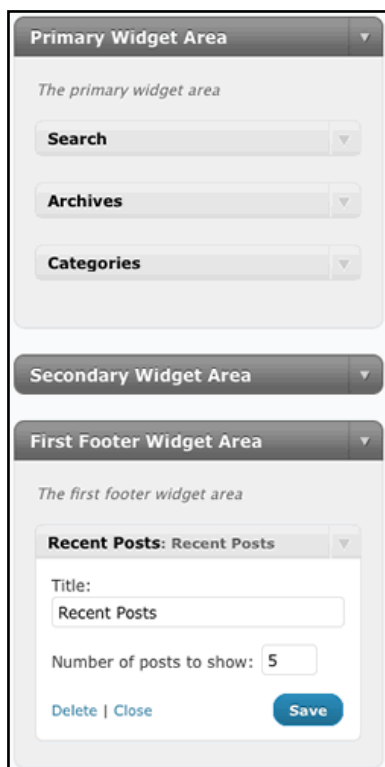
Widgets allow you to add functionality to your site very easily. These functions include things like; Category Lists, Recent Posts, Recent Comments, Calendar, Email Subscriptions etc...

There is also a text widget that has limitless uses. It allows you to enter whatever text you want or any html code. It is completely flexible.

On the right side is all of the areas you can use widgets on your site. This list is theme specific. On this theme you have six areas to choose from (I will show you each area next page).

To activate a widget you simply drag it from the left hand side into the area you want to add it. You may have to open the area by clicking the little arrow beside the title.

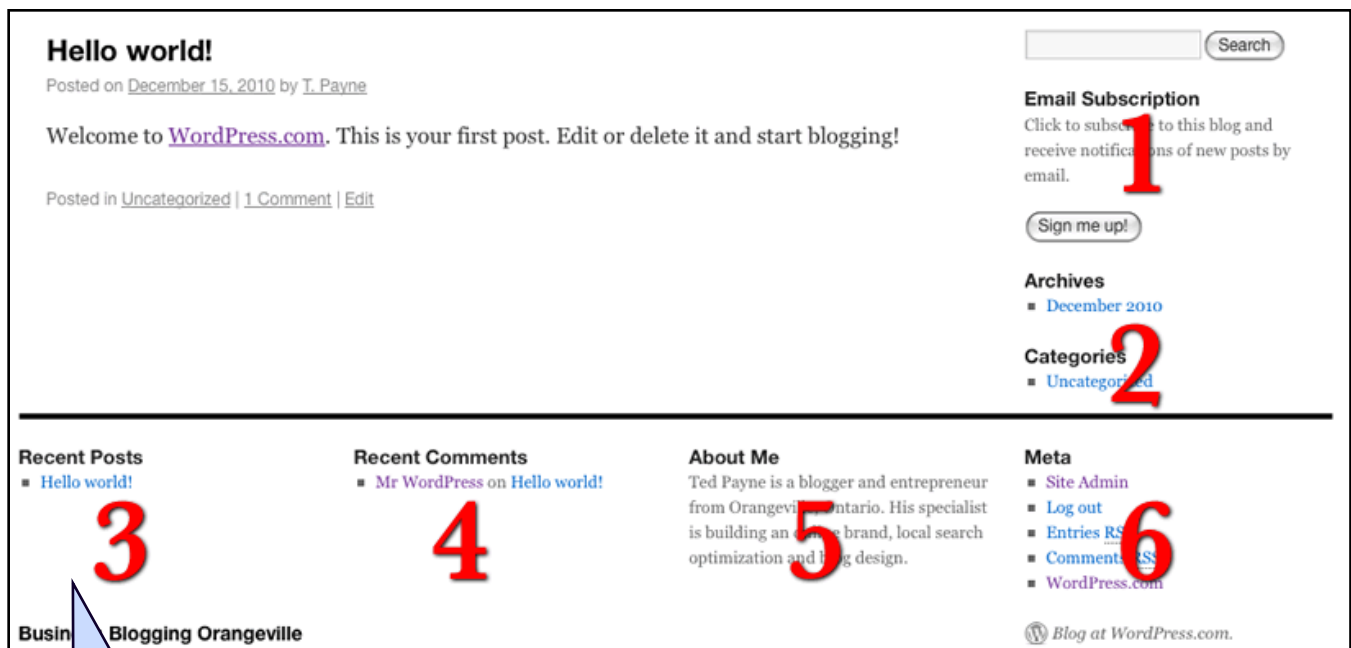
Once you drag the widget over to the widget area you may have to tweak some options. Some widgets have options like title etc...



Here is an example of what the right side of the Widget page will look like when you have added some widgets.

In the "First Footer Widget Area", you can see one of the widgets opened up and get an idea of the options you can tweak. Each widget has it's own set of options, and some don't have any.

This is where you will add HTML or Text to the text widget as well.



The above image is a guide to exactly where the Widget areas are on the Twenty Ten theme.

- | | |
|-----------------------------|------------------------------|
| 1. Primary Widget Area | 4. Second Footer Widget Area |
| 2. Secondary Widget Area | 5. Third Footer Widget Area |
| 3. First Footer Widget Area | 6. Fourth Footer Widget Area |

Once added Widgets will be displayed site wide automatically.

You can choose any widgets you want, the ones above are my favorites.